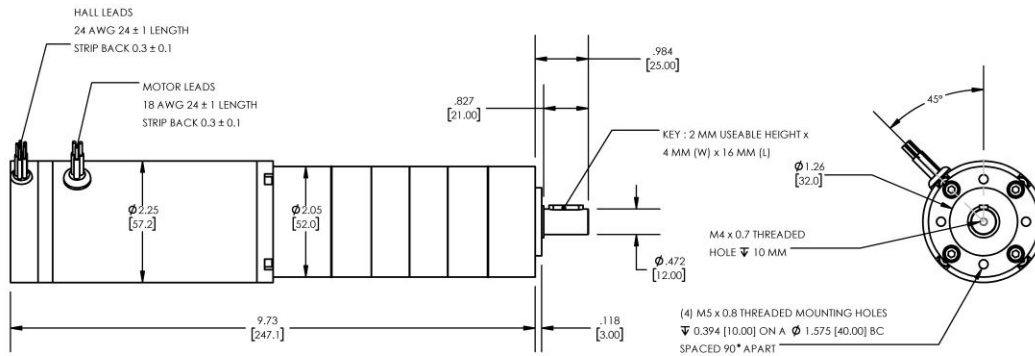
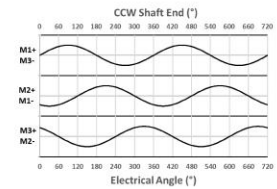
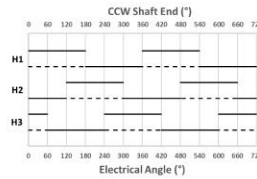


Model Number:
MMP BL58-487F-60V GP52-777

MOTOR LEADS	
LEAD	COLOR
M1	RED
M2	BLACK
M3	WHITE

HALL LEADS	
LEAD	COLOR
H1	BLUE
H2	GREY
H3	VIOLET
VCC	RED
GND	BLACK



DIMENSIONS ARE INCHES [MM] UNLESS OTHERWISE STATED

PLANETARY GEARMOTOR OUTPUT PARAMETERS:	VALUE	UNITS	TOLERANCE
Gearhead Ratio (exact)	776.76 : 1		
Gearhead Shaft Output Speed (at full-load)	7.5	RPM	MAX
Gearmotor Rated Continuous Torque	442	In-Lbs	MAX
Gearmotor Rated Peak Torque	443++	In-Lbs	----
Gearhead Standard Backlash	51	Arc Minutes	MAX
Gearhead Efficiency	65%	----	----
Output Shaft Radial Load Capacity	113	Lbs	MAX
Output Shaft Axial Load Capacity	45	Lbs	MAX
Gearmotor Total Weight	5.0	Lbs	MAX

++ All Peak Torque values are dependent upon duty. Contact our sales office for details.

DC MOTOR PERFORMANCE PARAMETERS:	VALUE	UNITS	TOLERANCE
Rated DC Voltage	60	DC VOLTS	----
Rated Continuous Current	1.45	AMPERES	----
No-Load Speed	6000	RPM	MAX
Rated Speed	5848	RPM	+/- 15%
Rated Continuous Power Out	61	WATTS	+/- 15%
Rated Continuous Torque	14	OZ-IN	----
Peak Torque (motor only)	514	OZ-IN	----
No-Load Current	0.41	AMPERES	MAX
Back EMF Constant (Ke)	10.0	V/KRPM	+/- 10%
Torque Constant (Kt)	13.5	OZ-IN/AMP	+/- 10%
DC Armature Resistance	1.05	OHMS	+/- 15%
Armature Inductance	0.93	mH	+/- 15%
Armature temperature	155	DEG. C	MAX

NOTES:

- ENCODER & BRAKE OPTIONS AVAILABLE – [FOLLOW THIS LINK FOR DETAILS](#)
- NEMA MOUNTING FLANGE OPTION AVAILABLE – [FOLLOW THIS LINK FOR DETAILS](#)

MIDWEST MOTION PRODUCTS
DESIGN, MANUFACTURING & DISTRIBUTION - MOTION CONTROL EQUIPMENT
www.midwestmotion.com

 email: sales@midwestmotion.com